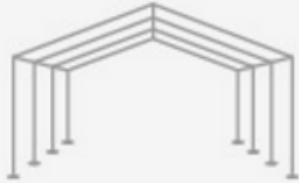
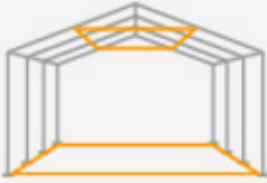
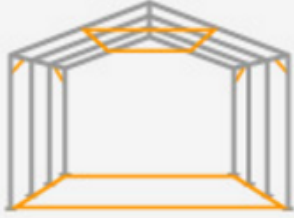


	Economy *	Premium *	Professional *
Structura			
Cadru la sol	optional	✓	✓
Acoperis	<ul style="list-style-type: none"> structura de baza 	<ul style="list-style-type: none"> structura de baza cadru fixare 	<ul style="list-style-type: none"> structura de baza cadru fixare elemente laterale de rigidizare
Grosime tevi	38 mm/1,1 mm	38 mm/1,2 mm	50 mm/1,6 mm
Grosime imbinari	42 mm/1,3 mm	42 mm/1,4 mm	54 mm/1,7 mm
Inaltime laterala	2m	2m sau 2,6m	2m sau 2,6m
Prelata	PVC 500 g/m ²	PVC 500 g/m ²	PVC 550 g/m ²
Protectie solara de 80+	✓	✓	✓
Prelata 100% impermeabila	✓	✓	✓

* este disponibil și modelul PLUS, cu prelată ignifugă